








# ALL WALES BOWEL CHART

NHS Wales v1.0 (18/12/2024)

ADDRESSOGRAPH

Type 1	Type 2	Type 3	Type 4	Type 5	Type 6	Type 7
						
Separate hard lumps like nuts, hard to pass	Sausage shaped but lumpy	Like a sausage or snake with cracks on the surface	Like a sausage or snake, smooth and soft	Soft blobs with clear cut edges	Fluffy pieces with ragged edges, a mushy stool	Watery, no solid pieces, entirely liquid

Hospital							
Ward							
Date							
Time							
Bowels open today? <b>Yes/No</b>							
Is this normal? <b>Yes/No</b>							
Bowel movement details	Date & Time of bowel movement						
	Stool seen by: <b>Nurse/ Patient / Other?</b>						
	Stool type? (Bristol Stool Chart)						
	Stool amount? <b>S/M/L</b> or <b>Unable to assess</b>						
	Any Pain Discomfort? <b>Yes/ No/ Unable to assess</b> (If Yes, follow local policy)						
Sample sent? <b>Yes/No</b>							
Completed by: (Name, Signature, Designation)							

### Additional comments

Include:

- **Actions/ interventions/ escalations**
- **Description/details of abnormal bowel movements, pain**
- **Other relevant information**

Date	Time	Comments	Name, Signature, Designation